



## 1) MIDDLE OF YOUNG PLANTING

1. Spray FIRST time on middle of young plant growing.




## 2) WHEN FLOWER BLOSSOMS

1. Spray SECOND time when flower blossoms begins.



## 3) WHEN FRUIT ENRICH

1. Spray THIRD time on leaves when fruit enrichs.



Start Planting



Middle of young planting

Until flower blossoms

When Fruit enrichs

### Suitable Condition:

- Seed: Suitable for all types
- pH condition : 5-8
- Other Fertilizer: Basal Fertilizer required

### How to apply:

- Usage: +/- 2 kgs per hectare
- Dilution: Apply 2 g on 1 litre. (500times)
- Application: Foliar spray.
- Dilution procedure: refer to page 2

### Remarks:

- Apply without raining condition within 6 hours
- Product could be used with pesticide (not alkaline pesticide)
- Use NPK fertilizer as regular basal fertilizer.
- Store in dry place


## How to Dilute AMP easily



Clear the spray tank

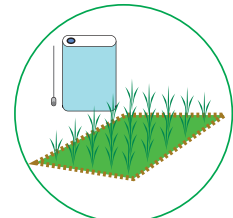


Use measurement tool/Spoon to put 2g/litre dilution. Put Fertilizer first (no eroding effect) and pour water to dilute and stir.




Close the cap and starts to spray as normal spraying usage.


### Note:



Each hectare will consume 12-15 tanks



Spray at evening before sunset



Spray without raining condition